BATTLETECH™

OMNIMECH RECORD SHEET

'MECH DATA

Type: Vandal LI-OA

Movement Points:
Walking: 5
Running: 8 [10]
Jumping: 4
Engine Type: 325 XL

Tonnage: 65
Tech Base: Inner Sphere
Rules Level: Experimental
Role: Skirmisher

Weapons & Equipment Inventory (hexes)

Qty	Type	Loc	Ht	Dmg	Min	Sht	Med	Lng
1	Heavy PPC	LA	15	15 [DE]	3	6	12	18
1	Laser AMS	RA	7	[PB]	—	1	—	—
1	C3BS (Master)	RA	—	[E]	—	5	9	15
1	SRM 4	RT	3	2/Msl [M,C,S]	—	3	6	9

Ammo: (SRM 4) 25

BV: 1,776

WARRIOR DATA

Name: _____

Gunnery Skill: _____ **Piloting Skill:** _____

Hits Taken	1	2	3	4	5	6
Consciousness #	3	5	7	10	11	Dead

ARMOR DIAGRAM

Standard Armor

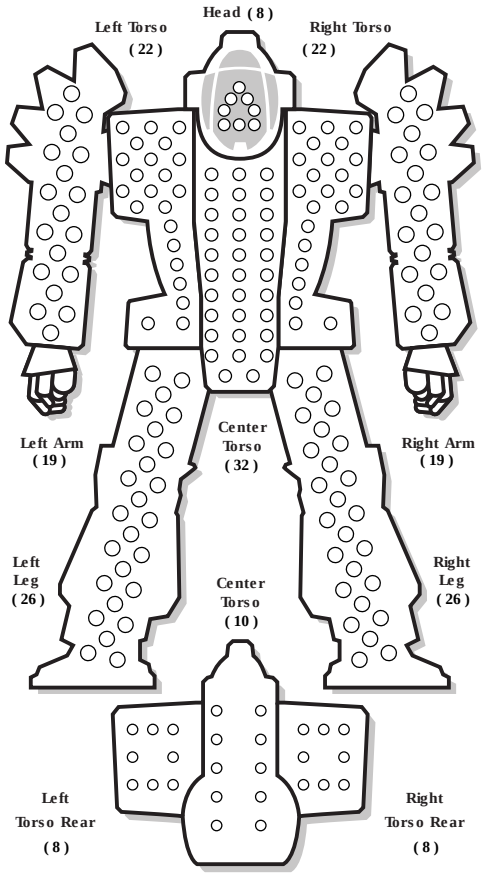

INTERNAL STRUCTURE DIAGRAM

Endo Steel

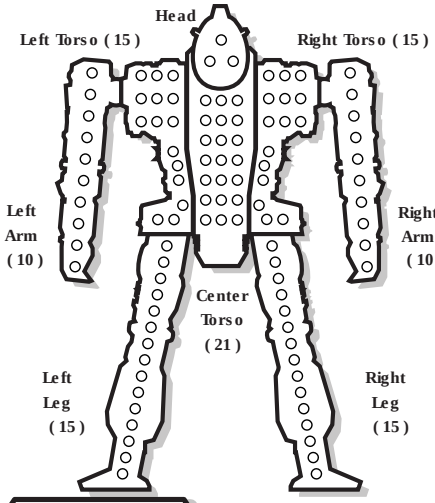

Heat Scale

Overflow
30*
29
28*
27
26*
25*
24*
23*
22*
21
20*
19*
18*
17*
16
15*
14*
13*
12
11
10*
9
8*
7
6
5*
4
3
2
1
0

HEAT DATA

Double Heat Sinks: 11 (22)

Heat Level*	Effects
30	Shutdown
28	Ammo Exp, avoid on 8+
26	Shutdown, avoid on 10+
25	–5 Movement Points
24	+4 Modifier to Fire
23	Ammo Exp, avoid on 6+
22	Shutdown, avoid on 8+
20	–4 Movement Points
19	Ammo Exp, avoid on 4+
18	Shutdown, avoid on 6+
17	+3 Modifier to Fire
15	–3 Movement Points
14	Shutdown, avoid on 4+
13	+2 Modifier to Fire
10	–2 Movement Points
8	+1 Modifier to Fire
5	–1 Movement Points

CRITICAL TABLE

Left Arm
1. Shoulder
2. Upper Arm Actuator
3–6 (1-3): Heavy PPC, Heavy PPC, Heavy PPC, Heavy PPC
1. PPC Capacitor
2. Endo Steel
3. Endo Steel
4. Endo Steel
5. Endo Steel
6. Roll Again

Left Torso
1. XL Fusion Engine
2. XL Fusion Engine
3. XL Fusion Engine
4. Life Support
5. Jump Jet
6. Jump Jet
1. Supercharger
2. Endo Steel
3. Endo Steel
4. Endo Steel
5. Endo Steel
6. Roll Again

Left Leg
1. Hip
2. Upper Leg Actuator
3. Lower Leg Actuator
4. Foot Actuator
5. Endo Steel
6. Endo Steel

Head
1. Sensors
2. Sensors
3. Roll Again
4. Roll Again
5. Roll Again
6. Roll Again

Center Torso
1. XL Fusion Engine
2. XL Fusion Engine
3. XL Fusion Engine
4. Gyro
5. Gyro
6. Gyro
1. Gyro
2. XL Fusion Engine
3. XL Fusion Engine
4. XL Fusion Engine
5. Torso-Mounted Cockpit
6. Sensors

Engine Hits ○○○
Gyro Hits ○○
Sensor Hits ○○
Life Support ○



Damage Transfer Diagram

Right Arm
1. Shoulder
2. Upper Arm Actuator
3–6 (1-3): Laser AMS, Laser AMS, C3BS (Master), C3BS (Master)
1. C3BS (Master)
2. C3BS (Master)
3. C3BS (Master)
4. C3BS (Master)
5. Endo Steel
6. Endo Steel

Right Torso (CASE II)
1. XL Fusion Engine
2. XL Fusion Engine
3. XL Fusion Engine
4. Life Support
5–6 (1-3): Double Heat Sink, Double Heat Sink
1. Double Heat Sink
2. Jump Jet
3. Jump Jet
4. SRM 4
5. Ammo (SRM 4) 25
6. CASE II

Right Leg
1. Hip
2. Upper Leg Actuator
3. Lower Leg Actuator
4. Foot Actuator
5. Endo Steel
6. Endo Steel

© 2023 The Topps Company, Inc. Classic BattleTech, BattleTech, 'Mech and BattleMech are trademarks of The Topps Company, Inc. All rights reserved.
Catalyst Game Labs and the Catalyst Game Labs logo are trademarks of InMediaRes Production, LLC. Permission to photocopy for personal use.